

## 愛健康說明書

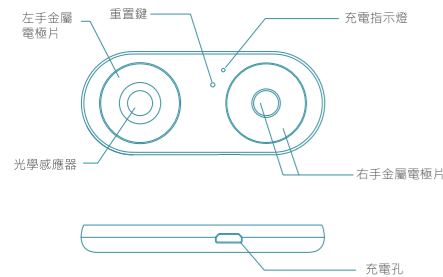
iCARE包裝盒內含：1個8合1量測器、1個Micro-USB充電線材、1個高級保護硬盒包。

## 健康免責聲明

本產品適用年齡為 18 - 75 歲，量測結果僅用於自主健康管理，非醫療器材；本產品及其一切應用程式不得用於診斷、治療、預防疾病或其他醫療目的之行為。產品量測數據可能會受周圍環境條件或個人資料、膚色、iCARE裝置及用戶手勢等不確定因素影響。

為了讓您對本產品有美好的使用體驗，請按照說明書使用本產品。

## 1. iCARE 產品介紹



## 2. 在手機上安裝 iCARE APP

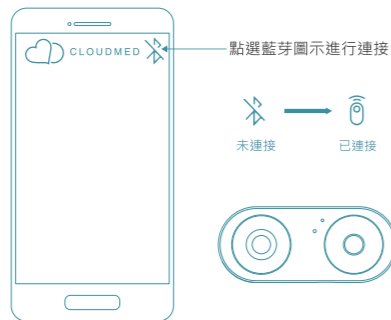
在 Google Play / APP Store 搜尋“ CloudMed iCARE ” 下載 APP 或掃描 QRCode 至官網下載。



Official QRcode

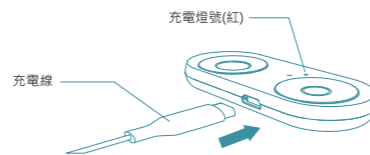
## 3. 將iCARE與手機透過藍芽連接綁定

啟動iCARE，按照提示建立帳號並開啟藍芽，搜尋iCARE裝置開始量測記錄。



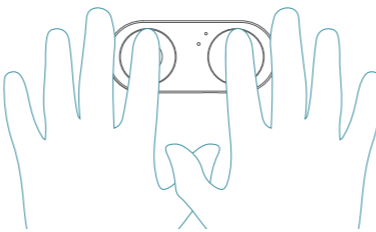
## 4. iCARE充電

當APP應用程式顯示電池電量低時，請及時充電。充電時指示燈紅燈亮起，充滿電時指示燈會熄滅。請注意：充電中不宜進行量測，避免因電源干擾導致數據不準確。



## 5. 量測提醒

為了量測到好的訊號品質，雙手的指頭盡量蓋滿整個金屬電極，跟圓形的光學感測器，手指也盡量放鬆不用力，並且不晃動。



## 6. 六大功能

八合一快速量測 (只需要60秒)

立即報告與建議

雲端紀錄 (三個月健康資料儲存免費\*)

波形紀錄

服藥時間提醒

緊急通知 + 位置發送

\*云醫智能股份有限公司保留最終修改之權利

## 7. 規格

效能與規格	數值與資訊
產品尺寸	69.2x29.5x7.5 mm
電池容量	75 mAh
系統需求	藍芽4.2以上
充電功能	有 (Micro-USB插孔)
充電電壓	5.0 V (DC)
充電燈號	有/紅色
手機版本	Android 6.0 / iPhone 7 以上

## 8. 售後保固

自購買日期後保固一年，在有效期內，您可依照規定享受維修、更換、退貨權利，退貨應憑發票辦理。如原廠判定人為因素損害，將不予換新。

- 購物七日內故障：換新品。
- 三個月內故障：良品歸還。
- 一年內：標準維修。

## 9. 國家通訊傳播委員會(NCC)警告

根據低功率電波輻射性電機管理辦法：

第十二條經型式認證合格之低功率射頻電機，非經許可，公司、商號或使用者均不得擅自變更頻率、加大功率或變更原設計之特性及功能。第十四條低功率射頻電機之使用不得影響飛航安全及干擾合法通信；經發現有干擾現象時，應改善至無干擾時方得繼續使用。前項合法通信，指依電信法規定作業之無線電通信。低功率射頻電機須忍受合法通信或工業、科學及醫療用電波輻射性電機設備之干擾。

云醫智能Cloudmed

官方網站: <https://www.cloudmed-ai.com>

E-mail: [service@cloudmed-ai.com](mailto:service@cloudmed-ai.com)

製造批號請見包裝盒



iCARE User's Manual

## iCARE User's Manual

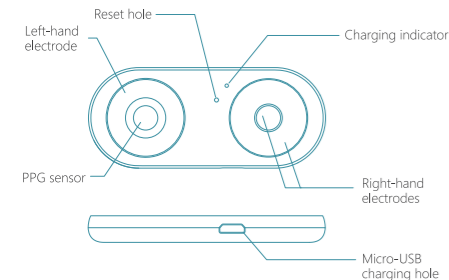
The iCARE box contains : one 8 in 1 measurement device, one micro-usb charging cable, and one protective box.

### Cloudmed iCARE Disclaimer

Applicable age is 18 - 75 years old. This product is for self-health management only. All the service/information congregated from iCARE and iCARE APP is not intended for use in the diagnosis of any medical condition or cure, treatment, or prevention of disease. The performance and accuracy of the information and measured data by iCARE and iCARE app may be affected by skin-condition, environmental condition, personal profile, iCARE settings, and user's gesture.

Please follow the given instructions to setup your iCARE device with iCARE APP

## 1. Product Introduction



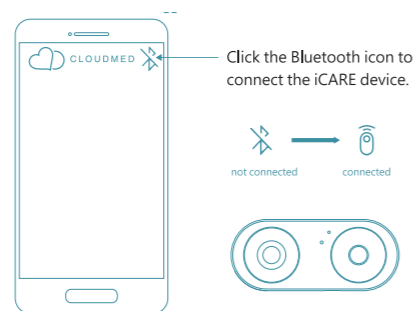
## 2. Install iCARE APP on Phone

Search "CloudMed iCARE" APP on Google Play/Apple Store or scan the QR Code and download the app from official website.



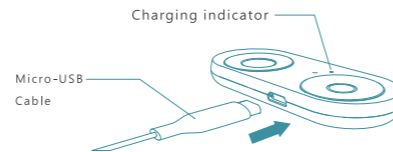
## 3. To Connect via Bluetooth

Start iCARE APP and follow the instructions to create an account. Then, click the Bluetooth icon to search iCARE device and start measuring.



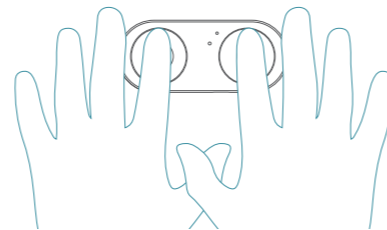
## 4. iCARE Charging

When the battery capacity is low, please charge the iCARE device. It's not recommended to use the iCARE device during charging due to the power-line interference.



## 5. Measurement Reminder

Please put your fingers on the upper side of the device and relax yourself during the measurement.



## 6. Six Features

8 in 1 Quick Measurement (Within 60 seconds.)

Instant Report with Suggestions

Health Journal in Cloud (Free for 3 months health data storage.\*)

Waveform Recording

Medication Reminder

One Click for SOS+Positioning

\* Cloudmed Co.,Ltd. reserves the right to make changes.

## 7. Specifications

Product	Information
Product Size	69.2x29.5x7.5 mm
Battery Capacity	75 mAh
System Requirement	BLE 4.2 or above
Input Voltage	5.0 V (DC)
Charging Function	Yes(Micro-USB)
Charging Indicator	Yes/Red
Phone Version	Android 6.0 / iPhone 7 or above

## 8. Service Policy

1. The Cloudmed iCARE comes with an one year warranty from date of purchase.

2. Only hardware and manufacturing defects are covered under warranty.

3. Contact Cloudmed helpline through voice, email or chat for any issues with your device.



iCARE 使用説明書

Cloudmed

Official Website: <https://www.cloudmed-ai.com>

E-mail: [service@cloudmed-ai.com](mailto:service@cloudmed-ai.com)